

***SP 160 & 125***

***BEYOND  
ADVANCED***





\*ISS feature available exclusively on the SP125 model.



INTRODUCING THE ALL-NEW  
**SP125**

INTRODUCING THE ALL-NEW  
**SP160**



Unleash the thrill with the Honda SP series, where dynamic style meets advanced technology. With a high-tech TFT Meter, Bluetooth connectivity via the Honda RoadSync app, and a USB-C port, you're always connected and in control. From real-time fuel efficiency tracking to the \*Idling Stop System, every ride is smooth, smart, and unstoppable. Top it off with dynamic design and stylish graphics, as well as a commanding LED headlamp and tail lamps, and you've got a machine built to turn heads and own every road. It's time to go beyond advanced, with the Honda SP series.





# ADVANCED TECHNOLOGY

Unleash adrenaline with every ride on the Honda SP series, built for the dynamic and confident in you. Featuring a spectacular, high-tech TFT Meter and Bluetooth connectivity with the new Honda RoadSync app, you stay seamlessly connected and in full control, no matter where you ride.



# NEW TFT METER

Introducing Honda's all-new industry-leading TFT Meter that features an automatic dimming mode for enhanced visibility and a seamless power-packed ride, day and night. Stay beyond advanced with the TFT meter that displays live mileage indicator, average mileage, range, periodic maintenance, gear position indicator, and eco indicator.




\*The TFT screen displayed is of SP160.



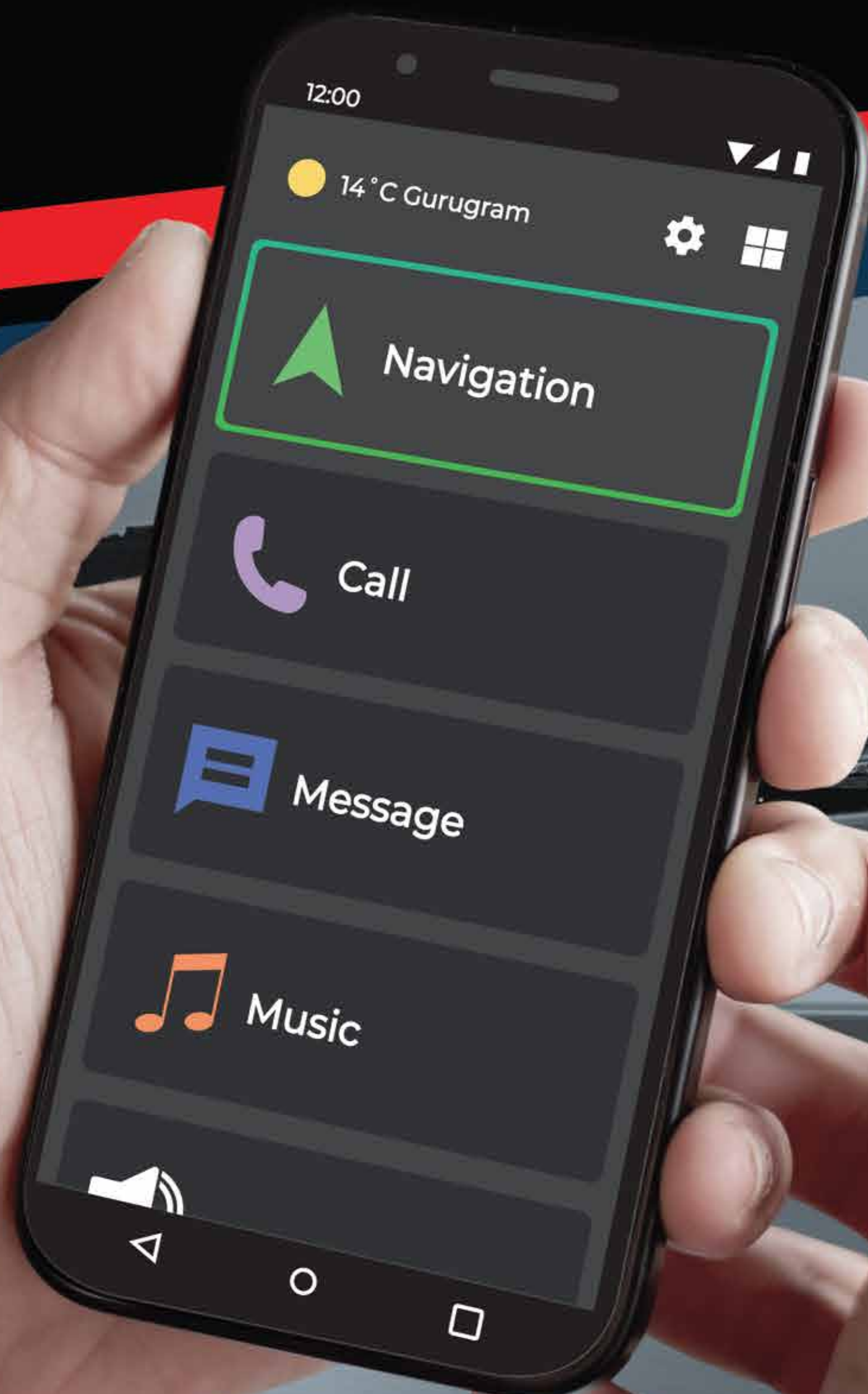
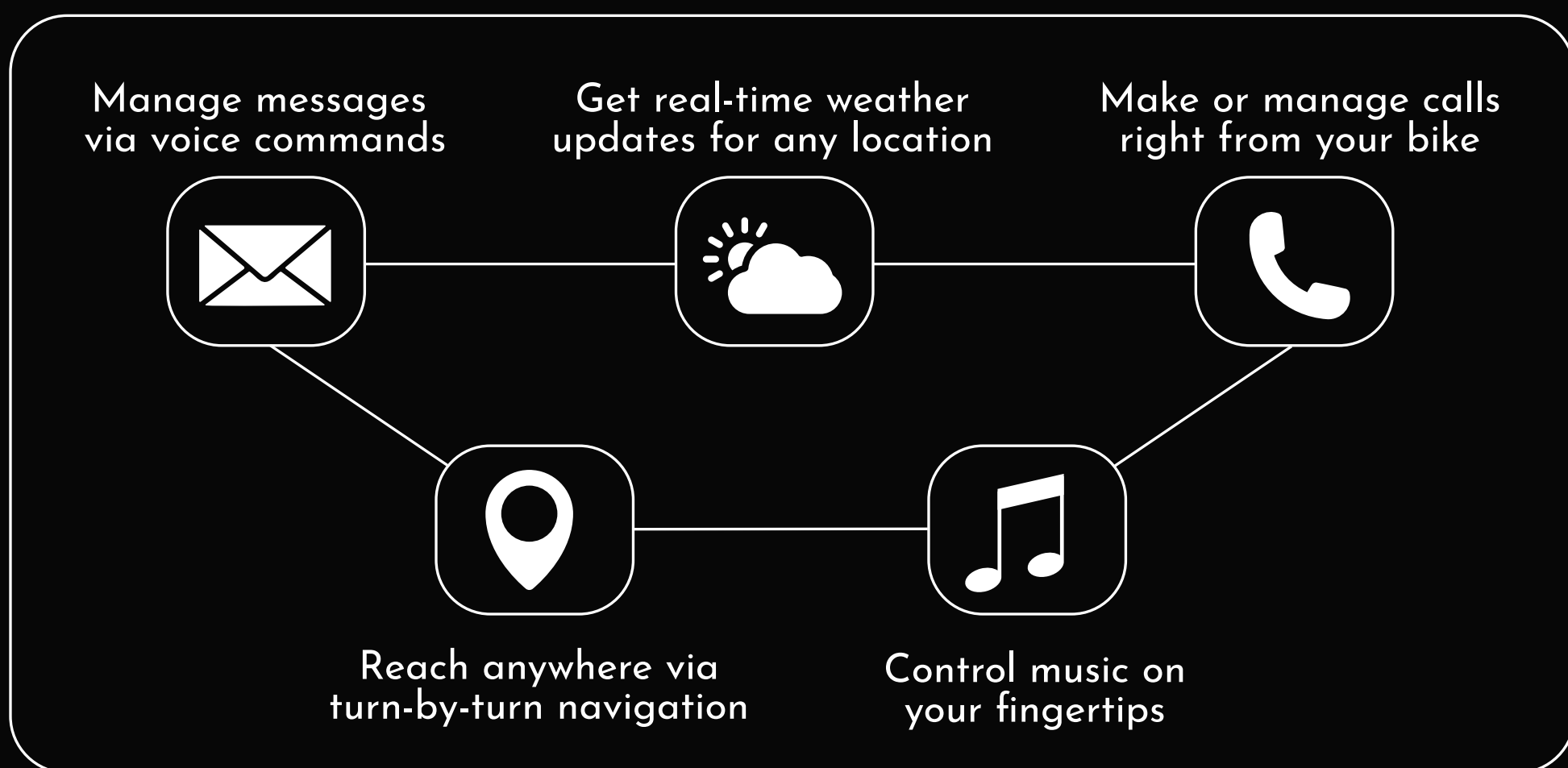
\*The TFT screen displayed is of SP125.





# Honda RoadSync

Stay connected to your ride with the Honda RoadSync App that enables you to manage messages via voice commands, get real-time weather updates, navigate your journey with turn-by-turn navigation, manage or make calls right from your Honda SP series bike and also control your music at your fingertips.





# NEW IDLING STOP SYSTEM

Our beyond advanced New Idling Stop System in the SP125 automatically switches off the engine during brief stops, to boost fuel efficiency and make your ride through heavy traffic smooth as ever.

# SMART POWER – ESP TECHNOLOGY

Expect nothing less than excellence with the SP125. Powered by Honda's Enhanced Smart Power (eSP) technology, it delivers superior performance and mileage by minimizing friction. The ACG starter, seamlessly integrated with eSP technology, ensures silent starts giving you a smoother, smarter ride every time.

**eSP**  
ENHANCED SMART POWER

# SILENT START WITH ACG

Honda SP125's unique ACG starter motor eliminates gear meshing noise, ensuring a smooth, jolt-free engine start every time.



# NEXT-GEN ENGINE

The Honda SP series engines are engineered for next-gen performance and sustainability. Both OBD2B compliant and E20-ready delivering unmatched power. SP160 supports up to 20% ethanol-blended fuel, contributing to a cleaner, greener environment without compromising on performance.

# ADVANCED PGM-FI

The intelligent Fuel Injection System in the Honda SP series optimizes your ride by adjusting the air-fuel mix in real-time to give you a smoother

# FRICTION REDUCTION

The piston cooling jet minimizes friction by maintaining optimal engine temperature, in your SP125 while the offset cylinder and rocker roller arm further enhance efficiency by reducing frictional losses, ensuring smoother performance and improved durability.





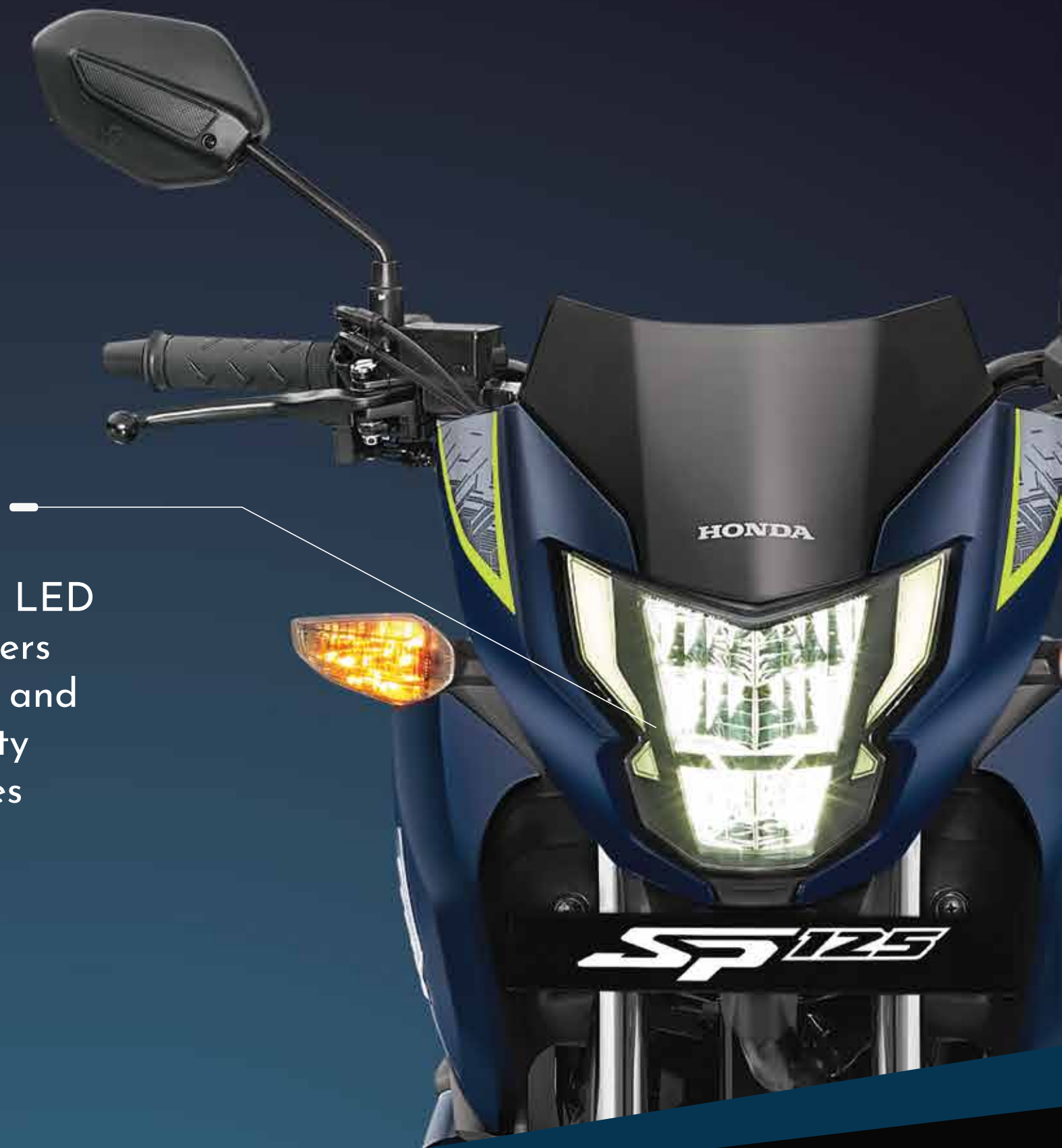


**ADVANCED  
STYLE AND DESIGN**



# NEW SHARP HEADLAMPS

Designed to make a statement, the Sharp LED DC Headlamp in the Honda SP Series offers constant illumination across all conditions and speeds. It's sporty design enhances visibility while adding a striking edge that redefines your style for a modern ride.



# NEW STYLISH GRAPHICS

The SP125 comes with a new and advanced look with its stylish graphics designed to help you stand out and make a strong impression.



# MUSCULAR TANK DESIGN

The muscular tank and sporty shrouds are designed to exude energy and domination. A definite way to have street presence.





## SPORTY SPLIT ALLOY WHEELS

Make an instant impression with the striking 5-spoke split alloy wheels on your SP125, designed to stand out and elevate your ride's sporty, aggressive appeal.



## SIGNATURE TAIL LAMP

Exude a dynamic rear stance with Signature Tail Lamp. A design so striking, it seamlessly integrates the iconic LED lamp, giving the bike a distinctive signature look, and enhanced design.



## PREMIUM CHROME MUFFLER COVER

The stylish chrome muffler cover adds a touch of premium style, accentuating the bike's sporty and dynamic look.





# PETAL DISC BRAKES

The petal-shaped disc brake comes with Anti-Lock Braking system (ABS) that gives your SP160 superior control and heightened steering ability when braking hard.

# AERODYNAMIC UNDER COWL

SP160 boasts a high-tech aerodynamic under cowl that not only shields the engine from road bumps but also enhances the bike's aggressive, sporty appeal with its sleek design.





# ADVANCED COMFORT & CONVENIENCE







## NEW 15W USB-C PORT

The Honda SP series features a built-in 15W USB-C type charger that allows you to quickly charge your smartphone, power bank and earphones on the go.



## INTEGRATED HEADLAMP BEAM & PASSING SWITCH

Switch between passing signals and low/high beam with just a single switch on your SP125



## SEAL CHAIN

The seal chain in the SP125 provides a hassle free driving experience and is also low on maintenance.





## REAR MONOSHOCK SUSPENSION

The SP160 features a high-performance mono-shock absorber paired with a dynamic diamond frame, delivering exceptional comfort and enhanced stability for a smoother ride.

## ENGINE STOP SWITCH

Turn off the engine and stop your SP160 anytime at the flick of a switch, conveniently.





## LONG WHEEL BASE

The long wheelbase in the SP160 enhances stability, ensuring utmost comfort and a smoother riding experience.

## LONG AND COMFORTABLE SEAT

Enjoy comfort as you ride your SP160. The long and comfortable seat allows you as well as your pillion to have a comfortable journey.





# 3+7 YEARS WARRANTY PACKAGE

\*Enjoy complete peace of mind with 10-years of warranty package; including 3 years standard coverage and an optional 7-years service warranty.



# SAFETY







## SIDE STAND ENGINE CUT-OFF

For the rider's safety, the SP125 comes with a side stand engine feature that stops the ignition if the vehicle is put in gear when the side stand is engaged.



## 1 CH ABS

The ABS system in the SP160 provides greater control and prevents wheels from locking up during hard braking, especially in an emergency situation such as riding on slippery surfaces.



## HAZARD SWITCH

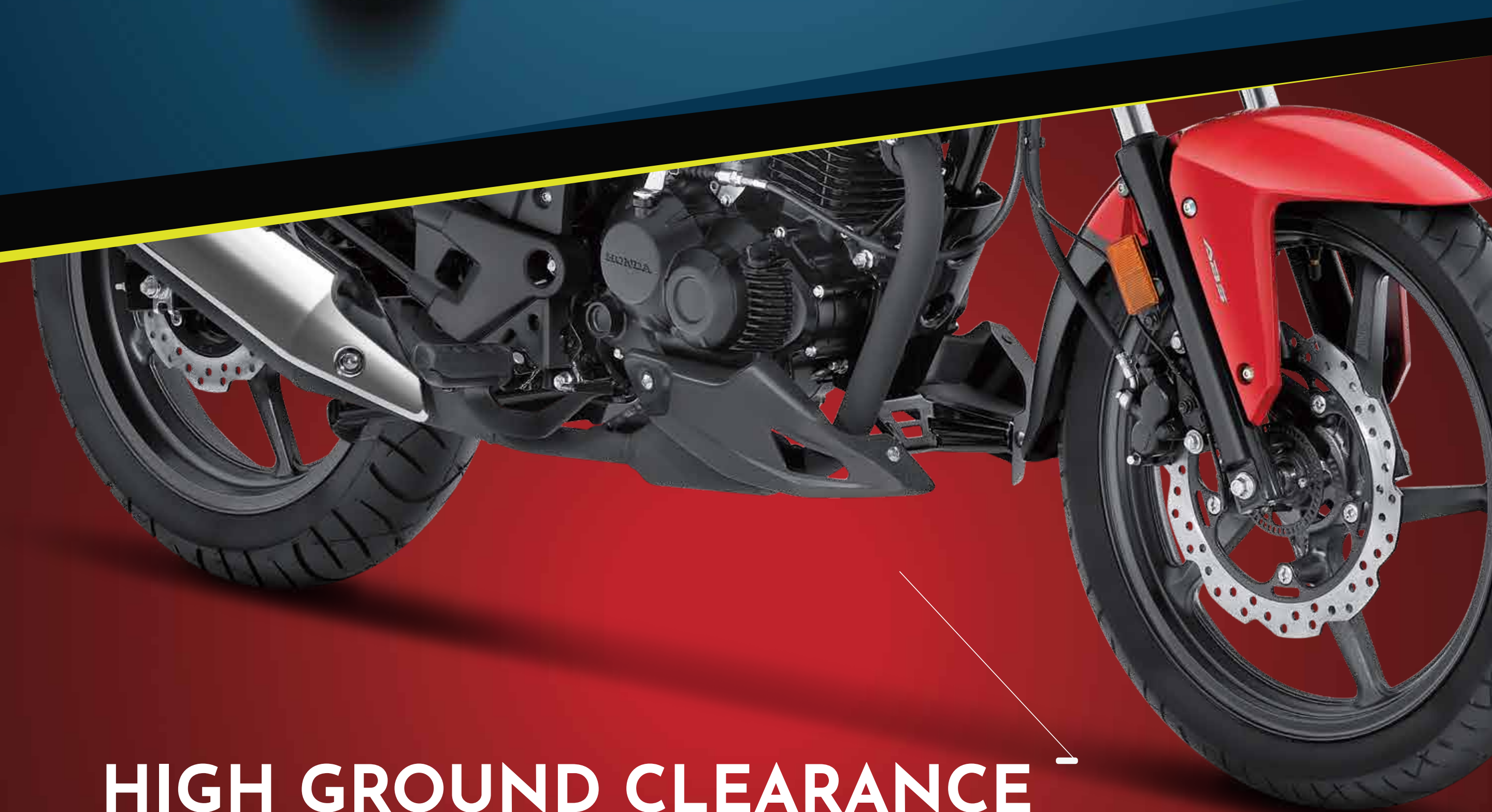
Enhanced safety in your SP160 with a hazard switch. The indicator lights illuminate the path in areas with poor visibility and are helpful during emergency situations.





## WIDER REAR TYRE

Beyond advanced traction with a wider rear tyre, ensuring your ride has a better grip for better braking and acceleration.



## HIGH GROUND CLEARANCE

The high ground clearance in the SP160 secures your engine and protects the frame effortlessly riding uneven roads without a hitch.



## 5-STEP ADJUSTABLE REAR SUSPENSION

Adjustable rear suspension on the SP125 means every ride feels just right, smooth, stable, and built for comfort.



# STRIKING COLORS

## SP160



RADIANT RED  
METALLIC



ATHLETIC BLUE  
METALLIC



PEARL DEEP  
GROUND GRAY



PEARL IGNEOUS  
BLACK

## SP125



PEARL IGNEOUS  
BLACK



MAT AXIS GREY  
METALLIC



PEARL SIREN  
BLUE



IMPERIAL RED  
METALLIC



MAT MARVEL BLUE  
METALLIC





**AVAILABLE IN 2 DIFFERENT VARIANTS**

Features	Single Disc	Double Disc
TFT Meter	✓	✓
Eco Indicator	✓	✓
Real Time Fuel Efficiency	✓	✓
Average Fuel Efficiency	✓	✓
Trip Meter (A & B)	✓	✓
Range (Distance to Empty)	✓	✓
Periodic Maintenance	✓	✓
Automatically Adjustable Light & Dark Theme Modes	✓	✓
Bluetooth Connectivity	✓	✓
Honda RoadSync app	✓	✓
Turn by Turn Navigation with Voice Assist	✓	✓
Calling	✓	✓
Message - Answer Back	✓	✓
Weather Forecast	✓	✓
Music Control through TFT	✓	✓
Universal USB-C Type Charging	✓	✓
Side Stand with Engine Cut-off	✓	✓
Telescopic Front Suspension	✓	✓
Rear Monoshock Suspension	✓	✓
Engine Stop Switch	✓	✓
Pass Switch	✓	✓
Hazard Switch	✓	✓
Five Speed Gearbox	✓	✓
1 CH ABS	✓	✓
Front Petal Disc Brakes	✓	✓
New LED Headlamp	✓	✓
PGM - FI	✓	✓
Rear Petal Disc Brakes	✗	✓





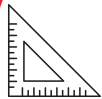
AVAILABLE IN 2 DIFFERENT VARIANTS

Features	Drum	Disc
TFT Meter	✖ (Fully Digital Meter)	✓
Eco Indicator	✓	✓
Real Time Fuel Efficiency	✓	✓
Average Fuel Efficiency	✓	✓
Range (Distance to Empty)	✓	✓
Trip A & Trip B	✓	✓
Service Due Indicator	✓	✓
Idling Stop System	✓	✓
Silent Start with ACG	✓	✓
Side Stand Engine Cut-off	✓	✓
Integrated Headlamp Beam & Passing Switch	✓	✓
5-Speed Transmission	✓	✓
5-Step Adjustable Rear Suspension	✓	✓
CBS with Equalizer	✓	✓
Seal Chain	✓	✓
Sharp LED DC Headlamp	✓	✓
Sporty Split Alloy Wheels	✓	✓
Premium Chrome Muffler Cover	✓	✓
New Signature LED Headlamp	✓	✓
New Signature Tail Lamp	✓	✓
Automatically Adjustable Light & Dark Theme Modes	✖	✓
Bluetooth Connectivity	✖	✓
Honda RoadSync app	✖	✓
Turn by Turn Navigation with Voice Assist	✖	✓
Calling	✖	✓
Message (Answer Back)	✖	✓
Weather Forecast	✖	✓
Music (Controls on TFT)	✖	✓
Universal USB-C Type Charging	✖	✓



# SP 160 & 125

## Technical Specification<sup>+</sup>



### Body Dimensions

	SP 160	SP 125
Length	2061 mm	2027 mm
Width	786 mm	785 mm
Height	1100 mm	1091 mm
Wheel Base	1347 mm	1285 mm
Ground Clearance	177 mm	160 mm
Kerb Weight	Single Disc - 138 kg, Dual Disc - 140 kg	Disc - 117 kg, Drum - 116 kg
Seat Length	594 mm	678 mm
Seat Height	796 mm	790 mm
Fuel Tank Capacity	12 L	11 L



### Engine

Type	4 Stroke, SI Engine	4 Stroke, SI Engine
Displacement	162.71 cc	123.94 cc
Max Engine Output	9.7 Kw @ 7500 rpm	8 Kw @ 7500 rpm
Max Torque	14.8 N-m @ 5250 rpm	10.9 N-m @ 6000 rpm
Fuel System	PGM - FI	PGM - FI
Bore X Stroke	57.300 X 63.096 mm	50.0 X 63.1 mm
Compression Ratio	10.0:1	10.0:1
Starting Method	Self start	Self / Kick Start



### Transmission

Clutch Type	Multiplate Wet Clutch	Multiplate Wet Clutch
No. of Gears	5 Gear	5 Gear



### Tyres & Brakes

Tyre size & Type (Front)	80/100-17M/C 46P, Tubeless	80/100-18M/C 47P, Tubeless
Tyre size & Type (Rear)	130/70-17M/C 62P, Tubeless	100/80-18M/C 53P, Tubeless
Brake Type & Size (Front)	Disc - 276 mm	Disc - 240 mm, Drum - 130 mm
Brake Type & Size (Rear)	Disc - 220 mm, Drum - 130 mm	Drum - 130 mm



### Frames & Suspensions

Frame Type	Diamond Type	Diamond Type
Front Suspension	Telescopic	Telescopic
Rear Suspension	Monoshock	Hydraulic Type



### Electricals

Battery	12V, 5.0Ah	12V, 5.0Ah
Head Lamp	LED	LED, DC

<sup>+</sup>The technical specifications and design of the vehicles may vary according to the requirements and conditions without any notice. All features may not be part of all variants. Terms and conditions apply.





**Sy. No 41/6, Sarjapur Main Road  
Doddakannahalli, Bangalore 560035**

---

**sales - +91-77955 13737  
service - +91-77955 14747**

**sales@sakurahonda.com  
service@sakurahonda.com**

---

**[www.sakurahonda.com](http://www.sakurahonda.com)**